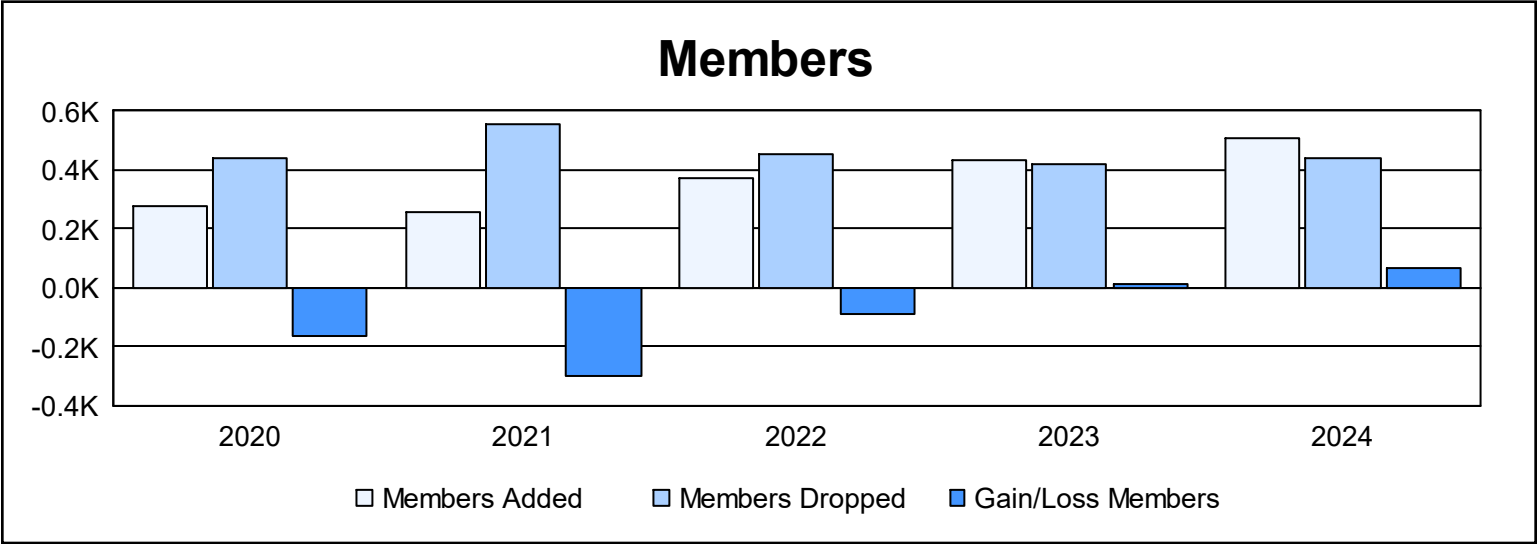
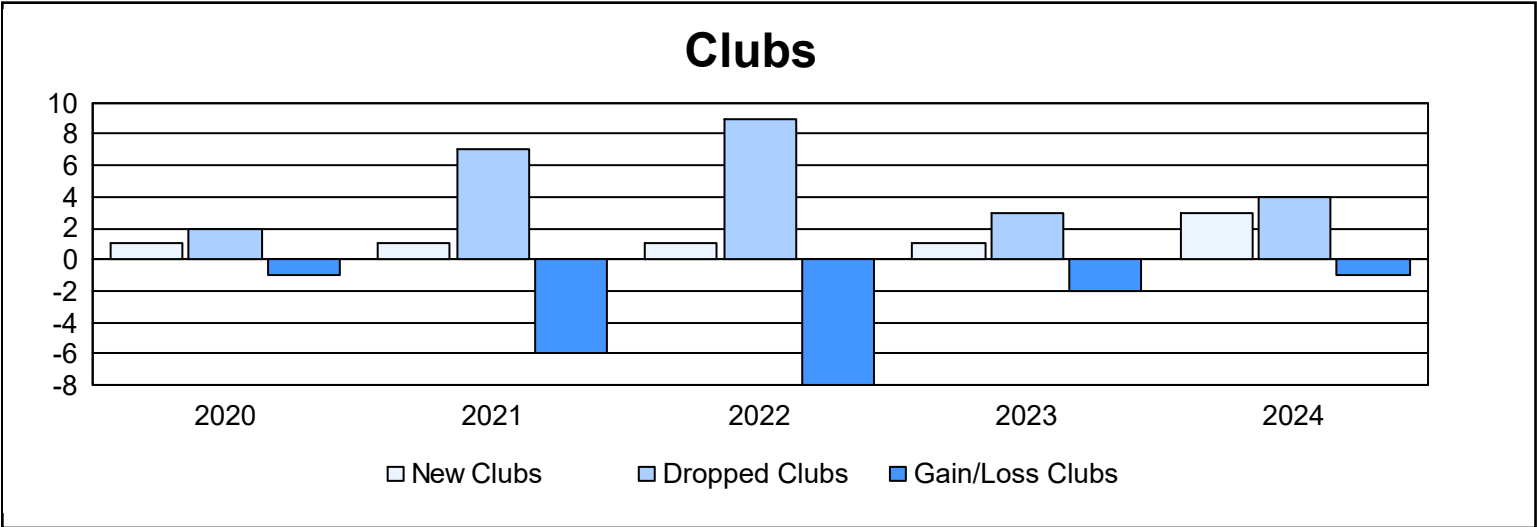
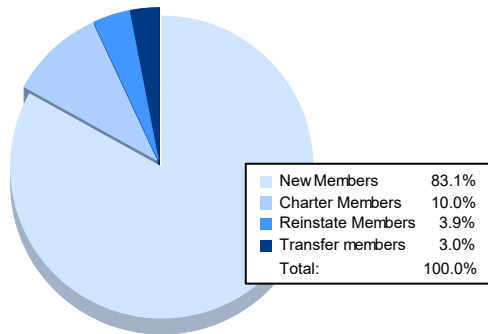


Year	New Clubs	Dropped Clubs	Gain/ Loss Clubs	New Members	Charter Members	Reinstate Members	Transfer Members	Total Member Added	Total Members Dropped	Gain/ Loss Members
2019-2020	1	2	-1	212	31	25	9	277	439	-162
2020-2021	1	7	-6	203	18	33	2	256	554	-298
2021-2022	1	9	-8	239	45	78	7	369	457	-88
2022-2023	1	3	-2	362	28	31	12	433	418	15
2023-2024	3	4	-1	422	51	20	15	508	439	69
Average	1	5	-4	288	35	37	9	369	461	-93



**Membership Composition**  
June 2024 Cumulative



**Gender Composition**  
June 2024 Cumulative

